






- LEGENDA
-  Delimitazione area T1
 -  Sagoma massima
 -  Configurazione planivolumetrica suggerita
 -  Filo fisso di fabbricazione
 -  Filo di arretramento al P.T.